



SKP GOVERNMENT COLLEGE - GUNTAKAL

DEPARTMENT OF MATHEMATICS

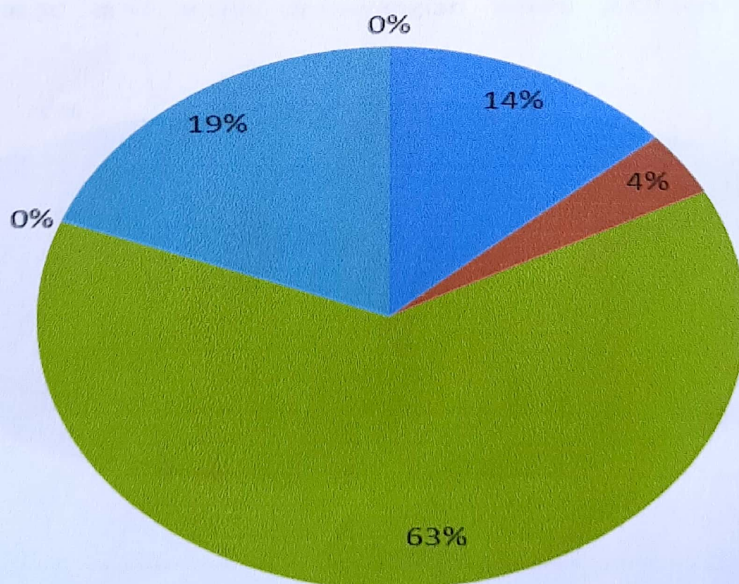
STUDENT PARTICULARS

2021-2022

GROUP	Program name	Number of seats sanctioned	Number of Students admitted	Number of Students admitted from the reserved category					
				SC	ST	OBC	Divyangian	Gen	Others
B.Sc	M.P.C	40	8	1	1	5	0	1	0
	M.P.Cs	50	23	5	1	9	0	8	0
	M.E.Cs	30	21	1	0	19	0	1	0
TOTAL		120	52	7	2	33	0	10	0

2021-22

■ SC ■ ST ■ OBC ■ Divyangian ■ Gen ■ Others





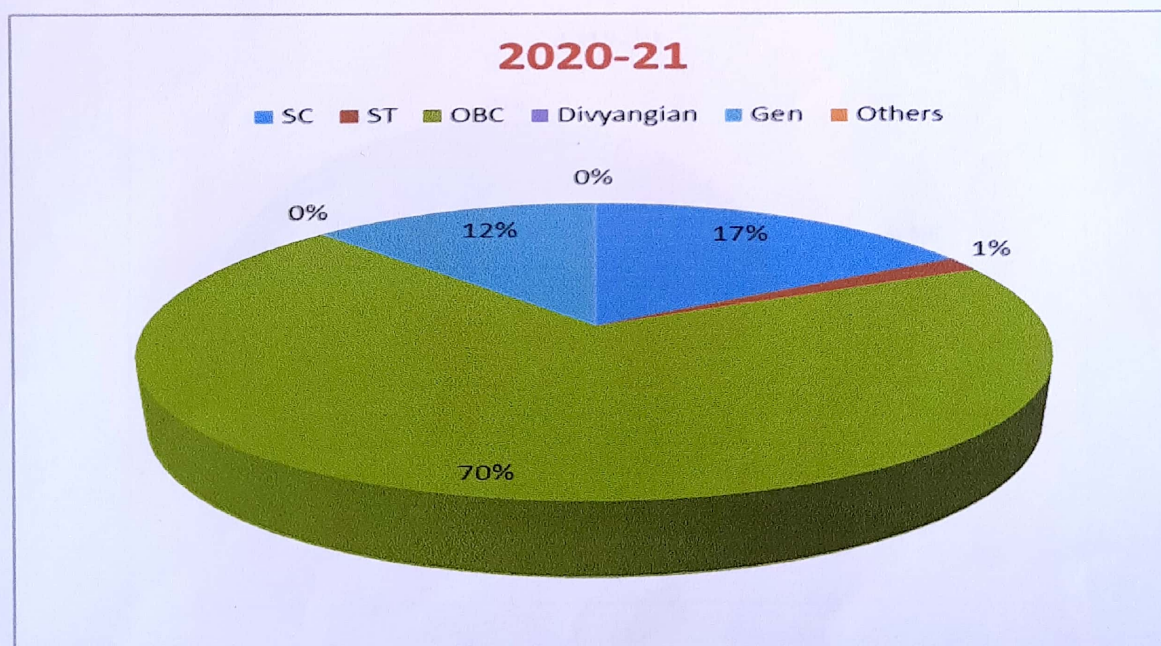
SKP GOVERNMENT COLLEGE - GUNTAKAL

DEPARTMENT OF MATHEMATICS

STUDENT PARTICULARS

2020-2021

GROUP	Program name	Number of seats sanctioned	Number of Students admitted	Number of Students admitted from the reserved category					
				SC	ST	OBC	Divyangian	Gen	Others
B.Sc	M.P.C	40	0	0	0	0	0	0	0
	M.P.Cs	50	47	6	1	34	0	6	0
	M.E.Cs	30	19	5	0	12	0	2	0
TOTAL		120	66	11	1	46	0	8	0





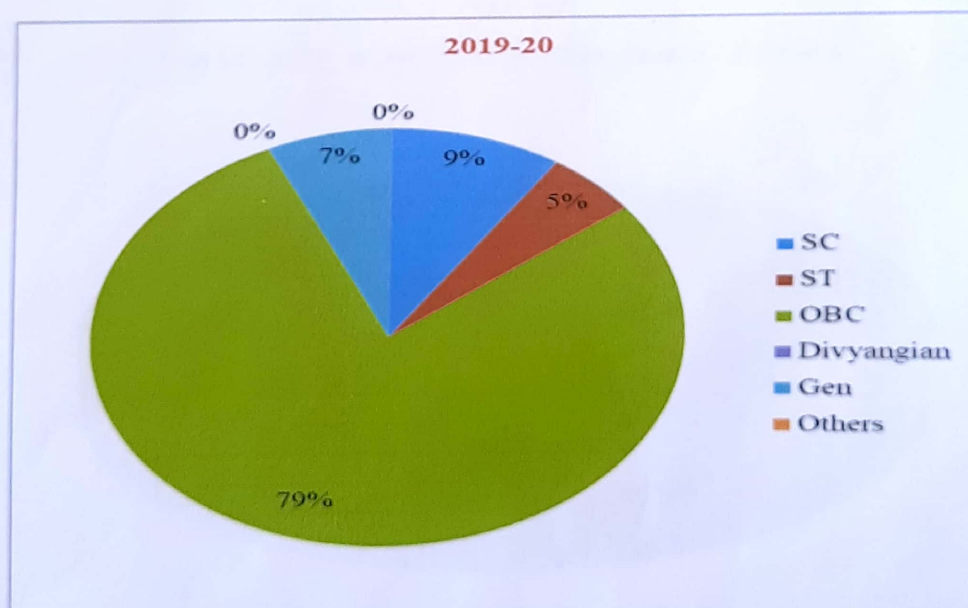
SKP GOVERNMENT COLLEGE - GUNTAKAL

DEPARTMENT OF MATHEMATICS

STUDENT PARTICULARS

2019-2020

GROUP	Program name	Number of seats sanctioned	Number of Students admitted	Number of Students admitted from the reserved category					
				SC	ST	OBC	Divyangian	Gen	Others
B.Sc	M.P.C	40	46	4	1	41	0	0	0
	M.P.Cs	50	38	7	2	24	0	5	0
	M.E.Cs	30	33	0	3	27	0	3	0
TOTAL		120	117	11	6	92	0	8	0





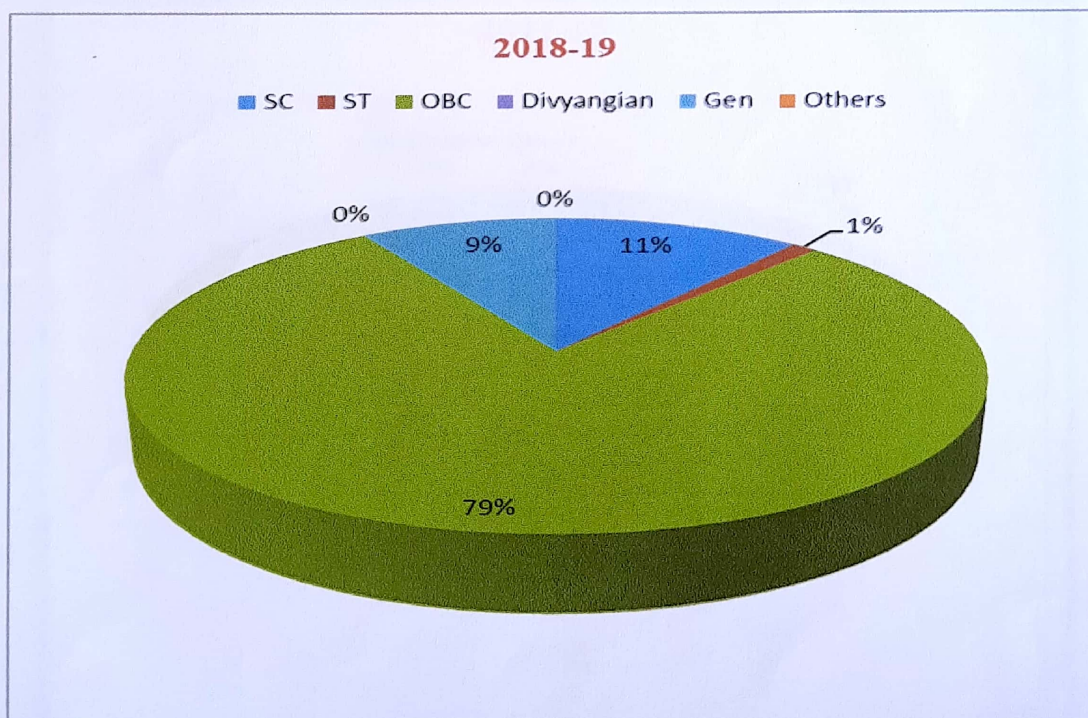
SKP GOVERNMENT COLLEGE - GUNTAKAL

DEPARTMENT OF MATHEMATICS

STUDENT PARTICULARS

2018-2019

GROUP	Program name	Number of seats sanctioned	Number of Students admitted	Number of Students admitted from the reserved category					
				SC	ST	OBC	Divyangian	Gen	Others
B.Sc	M.P.C	40	29	2	0	25	0	2	0
	M.P.Cs	50	54	7	0	42	0	5	0
	M.E.Cs	30	9	1	1	6	0	1	0
TOTAL		120	92	10	1	73	0	8	0





SKP GOVERNMENT COLLEGE - GUNTAKAL

DEPARTMENT OF MATHEMATICS

STUDENT PARTICULARS

2017-2018

GROUP	Program name	Number of seats sanctioned	Number of Students admitted	Number of Students admitted from the reserved category					
				SC	ST	OBC	Divyangian	Gen	Others
B.Sc	M.P.C	50	42	7	2	32	0	1	0
	M.P.Cs	50	61	7	3	47	0	4	0
	M.E.Cs	50	58	6	0	49	0	3	0
TOTAL		150	161	20	5	128	0	8	0

